



Name: _____

Nur das erste Bild in einer Reihe ist vollständig.
In den anderen beiden Bildern fehlen Einzelheiten.
Finde sie und male sie dazu.



Du hast es gemacht!




Name: _____

Nur das erste Bild in einer Reihe ist vollständig.
In den anderen beiden Bildern fehlen Einzelheiten. Finde sie und male sie dazu.



Du hast es gemacht!




Name: _____

Nur das erste Bild in einer Reihe ist vollständig.
In den anderen beiden Bildern fehlen Einzelheiten.
Finde sie und male sie dazu.




Du hast es gemacht!




Name: _____

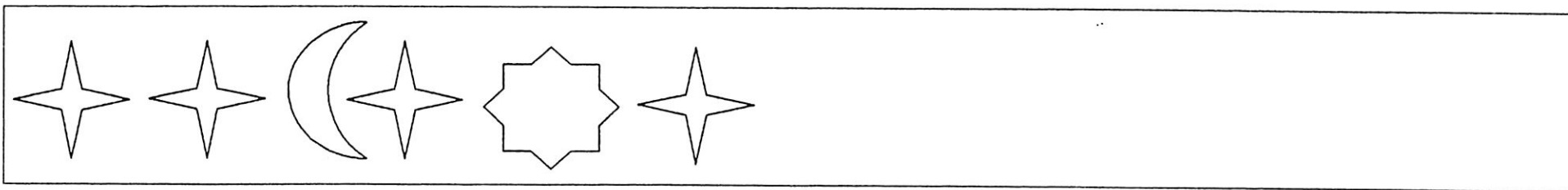
Schau dir jede Reihe genau an.
Zeichne sie genau so zu Ende,
wie sie begonnen wurde.



Das hast du gemacht!

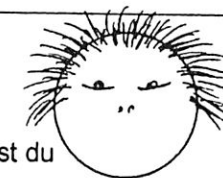


1321






Name: _____

Schau dir jede Reihe genau an.
Zeichne sie genau so zu Ende,
wie sie begonnen wurde.




Das hast du gemacht!

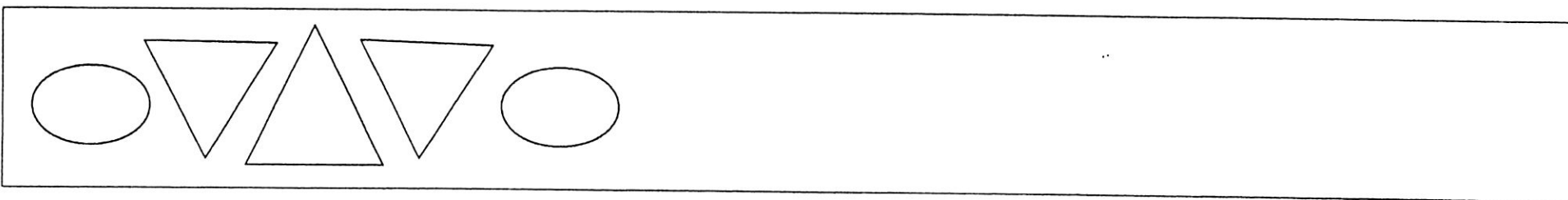




Name: _____

Schau dir jede Reihe genau an. Zeichne sie genau so zu Ende, wie sie begonnen wurde.




Das hast du gemacht!




Name: _____

Kreise oben je sechs Figuren und unten je sieben Figuren ein.




Du hast es

gemacht!



Name: _____

Kreise oben je sechs Figuren und unten je sieben Figuren ein.



Du hast es

gemacht!

6

A large, bold number '6' is on the left. To its right is a rectangular area containing 42 small, five-pointed stars scattered across the space. The stars are arranged in a way that suggests a grid of 6 rows and 7 columns, though some are missing or slightly offset.

7

A large, bold number '7' is on the left. To its right is a rectangular area containing 49 small crescent moons scattered across the space. The moons are arranged in a way that suggests a grid of 7 rows and 7 columns, though some are missing or slightly offset.



Name: _____

Kreise oben je vier Figuren und unten je fünf Figuren ein.



Du hast es

gemacht!



Name: _____

Kreise oben je vier Figuren und unten je fünf Figuren ein.



4

A grid of 28 hearts arranged in four rows. The first row has 9 hearts, the second row has 7 hearts, the third row has 6 hearts, and the fourth row has 6 hearts. A large number '4' is in the top left corner.

5

A grid of 40 suns arranged in five rows. The first row has 7 suns, the second row has 7 suns, the third row has 8 suns, the fourth row has 7 suns, and the fifth row has 8 suns. A large number '5' is in the top left corner.

Name: _____


Kreise oben je zwei und unten je drei
Figuren ein.




Du hast es

gemacht!

2




3




Name: _____

Kreise das Eis mit drei Kugeln ein.




Du hast es

gemacht!




Name: _____

Kreise diesen  Stern ein.



Du hast es gemacht!




Name: _____

Kreise dieses




Gesicht ein.



Du hast es

gemacht!



Name: _____

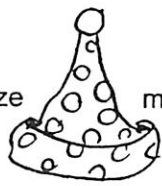
Kreise diesen  Pfeil ein.



Du hast es gemacht!

Name: _____

Kreise die Mütze mit den Punkten ein.




Du hast es gemacht!




Name: _____

Kreise diese Blume ein.




Du hast es

gemacht!



Name: _____

Setze das Muster fort.



Du hast es gemacht!

		ε			ε			ε			ε			ε			ε		
		┆			┆	●													
		┆			┆														
		┆			┆														

			☺				☺							☺					☺
			┆				┆	●											
			┆				┆												
			┆				┆												

		♠				♠						♠							♠
		┆				┆						┆							┆
		┆				┆						┆							┆
		┆				┆						┆							┆


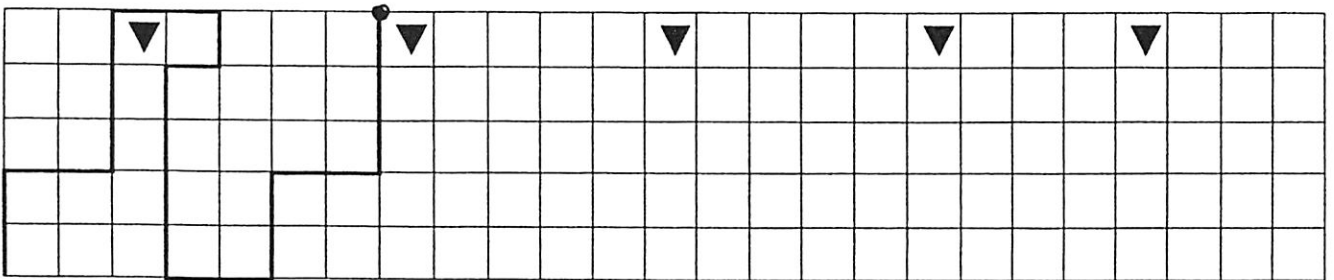

Name: _____

Setze das Muster fort.



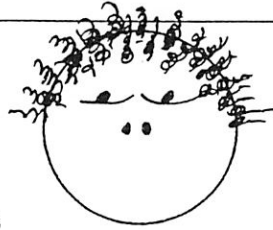
Du hast es

gemacht!



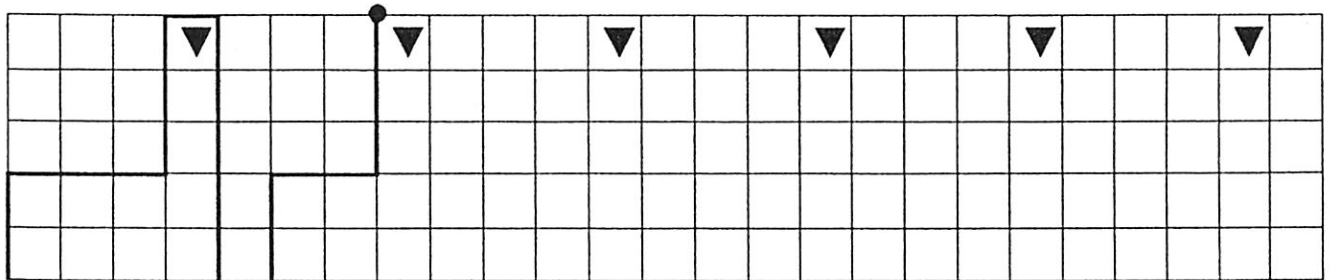
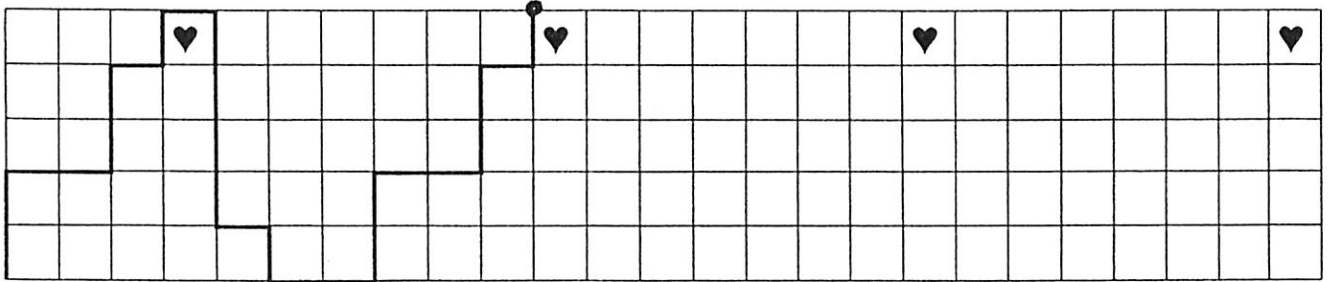
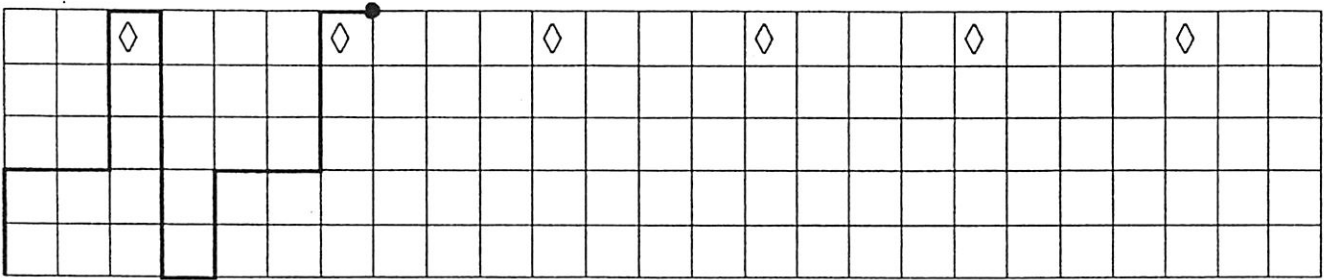
Name: _____

Setze das Muster fort.



Du hast es

gemacht!



Name: _____

Setze das Muster fort.




Du hast es gemacht!

	☺				☺					☺					☺					☺					

	☐				☐					☐					☐					☐					


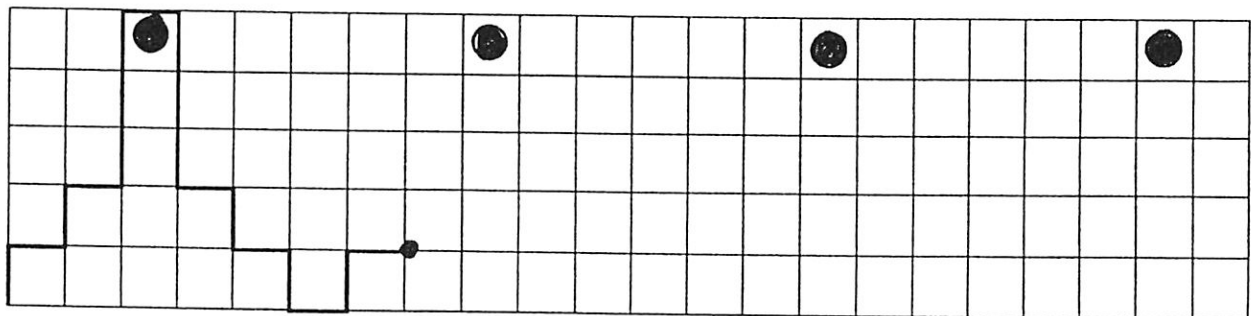
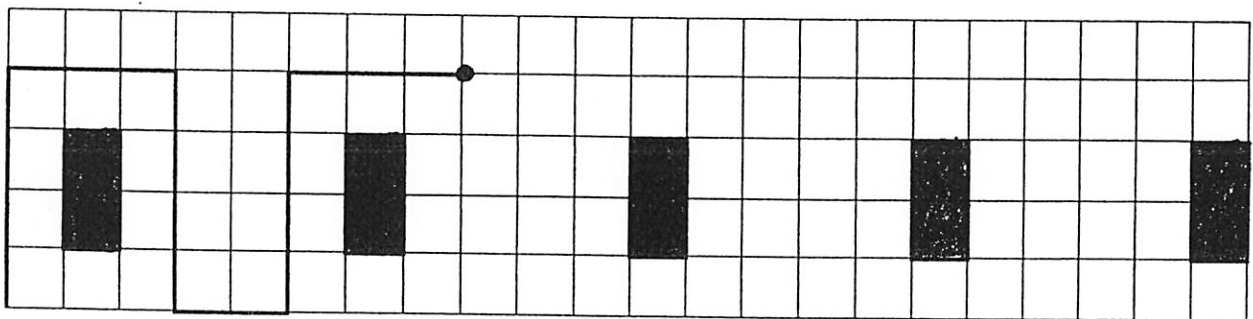
Name: _____

Setze das Muster fort.




Du hast es

gemacht!









Name: _____





Setze das Muster fort.



Du hast es gemacht!


											
				•							

											
			•								

											
		•									

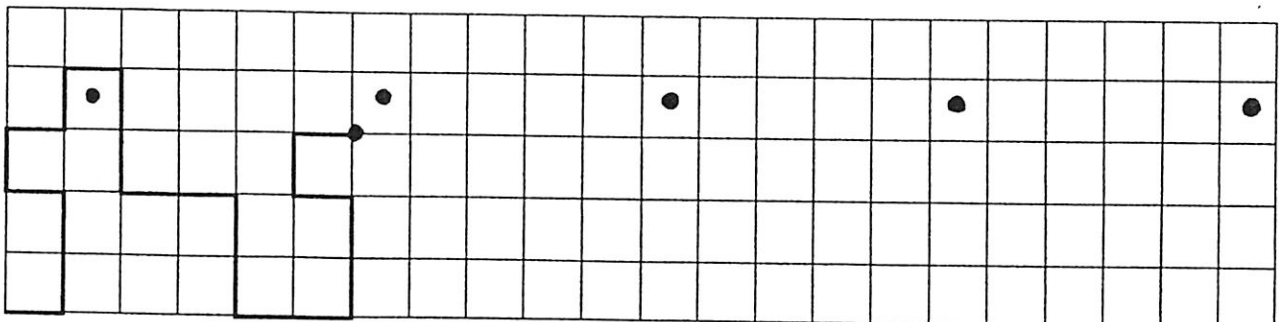
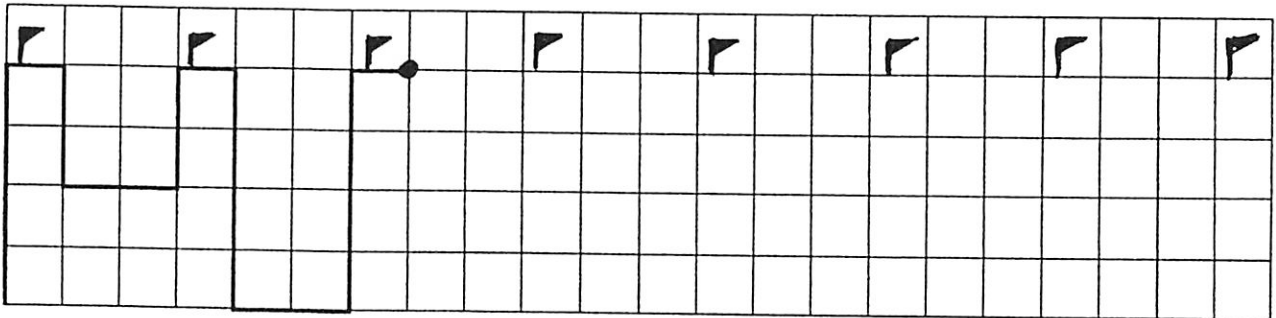
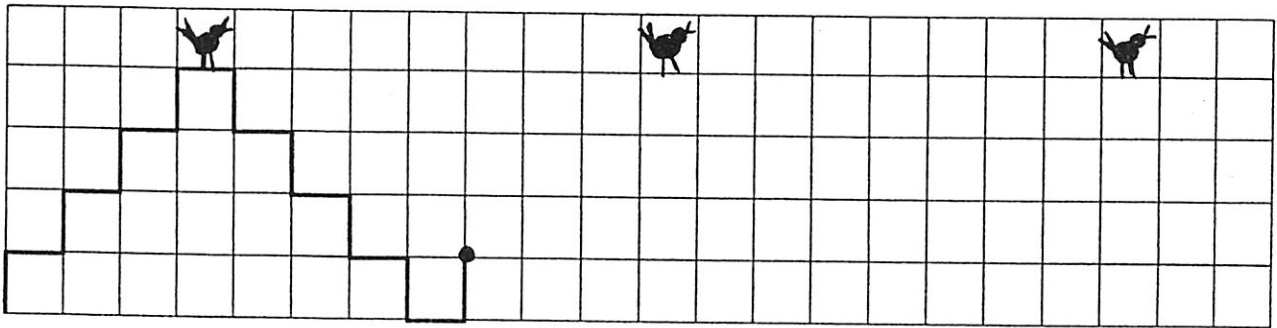
Name: _____

Setze das Muster fort.




Du hast es

gemacht!



Name: _____

Setze das Muster fort.



Du hast es gemacht!

Four smiley faces are placed above the grid at columns 2, 4, 6, and 8. A pattern of lines is drawn in the first three columns: a vertical line in column 1, a vertical line in column 2, a horizontal line from column 2 to 3, and a vertical line in column 3. A dot is at the intersection of the horizontal and vertical lines in column 3.

Three bird-like characters are placed above the grid at columns 1, 4, and 7. A pattern of lines is drawn in the first four columns: a vertical line in column 1, a horizontal line from column 1 to 2, a vertical line in column 2, a horizontal line from column 2 to 3, a vertical line in column 3, and a horizontal line from column 3 to 4. A dot is at the intersection of the vertical and horizontal lines in column 4.

Three oval shapes are placed above the grid at columns 2, 5, and 8. A pattern of lines is drawn in the first four columns: a vertical line in column 1, a horizontal line from column 1 to 2, a vertical line in column 2, a horizontal line from column 2 to 3, a vertical line in column 3, and a horizontal line from column 3 to 4. A dot is at the intersection of the vertical and horizontal lines in column 4.




Dein Name: _____

Streiche diese



Schildkröte durch.






































































































































































Dein Name: _____

Streiche diese




Schildkröte durch.



Streiche diese Schildkröte durch.



Dein Name: _____






Dein Name: _____

Streiche dieses Stück



Geburtstagskuchen durch.






Dein Name:

Streiche diese



Katze durch.





Dein Name: _____



Die beiden Bilder unterscheiden sich in 10 Merkmalen.
Finde die Unterschiede und kreuze sie an.





Dein Name: _____



Die beiden Bilder unterscheiden sich in 10 Merkmalen.
Finde die Unterschiede und kreuze sie an.






Dein Name: _____



Die beiden Bilder unterscheiden sich in 10 Merkmalen.
Finde die Unterschiede und kreuze sie an.





Dein Name: _____




Die beiden Bilder unterscheiden sich in 10 Merkmalen.
Finde die Unterschiede und kreuze sie an.







Dein Name: _____



Die beiden Bilder unterscheiden sich in 10 Merkmalen.
Finde die Unterschiede und kreuze sie an.



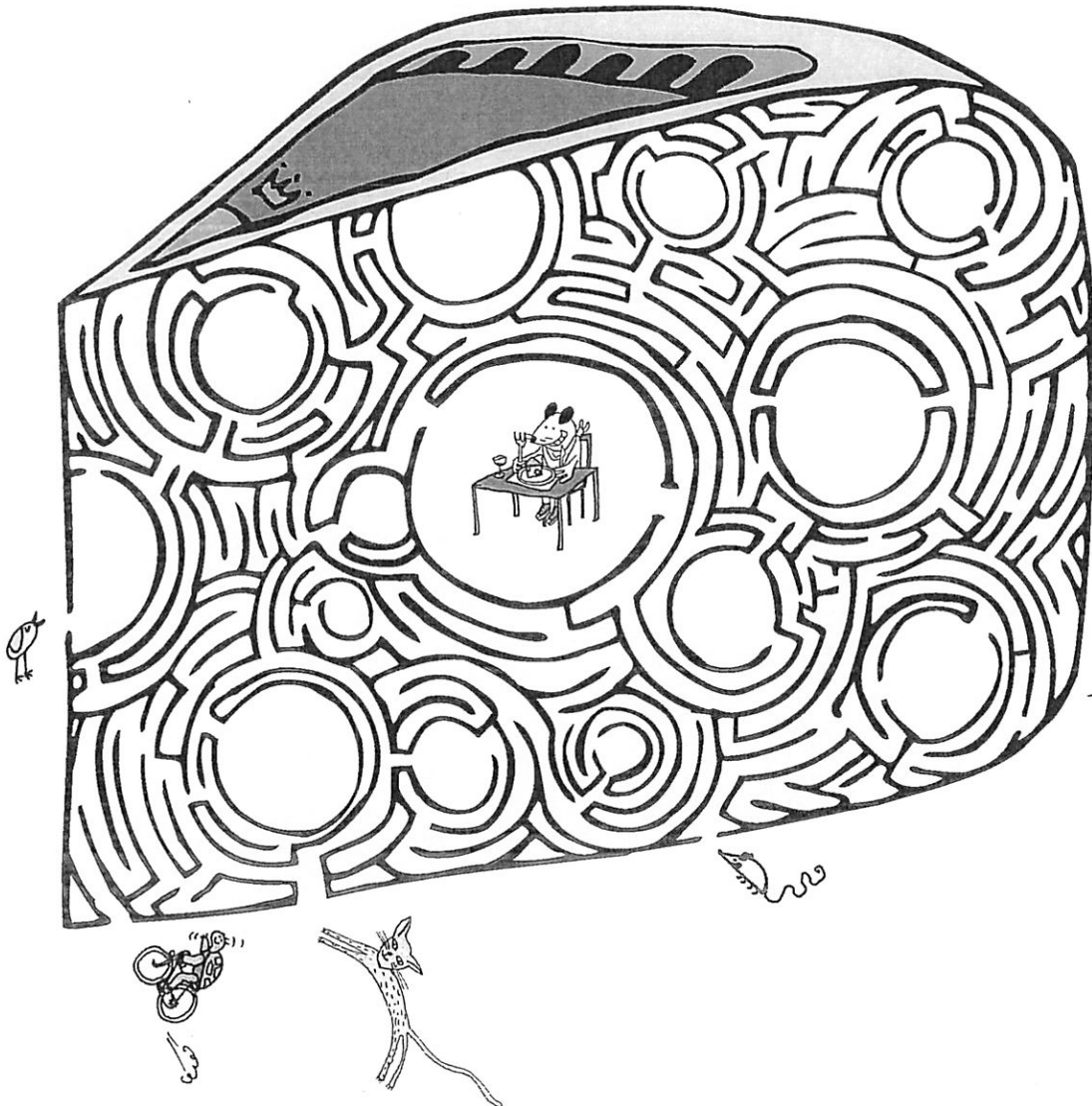


Dein Name: _____



**Vogel, Schildkröte, Katze und Maus
stehen vor dem Käse und
wollen hinein.**

**Wer findet den Weg zu der Maus am Tisch
und kann mit ihr Abendbrot essen?**






Dein Name: _____



**Katze, Schildkröte, Hund und Vogel wollen Fußball spielen.
Wer bekommt den Ball? Finde den Weg.**





Dein Name: _____



Welches Auto kommt ans Ziel?

